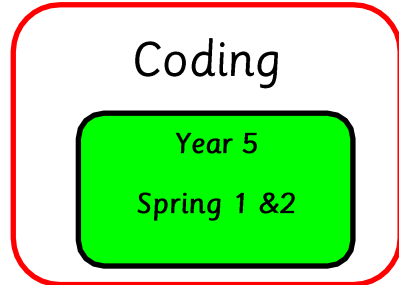
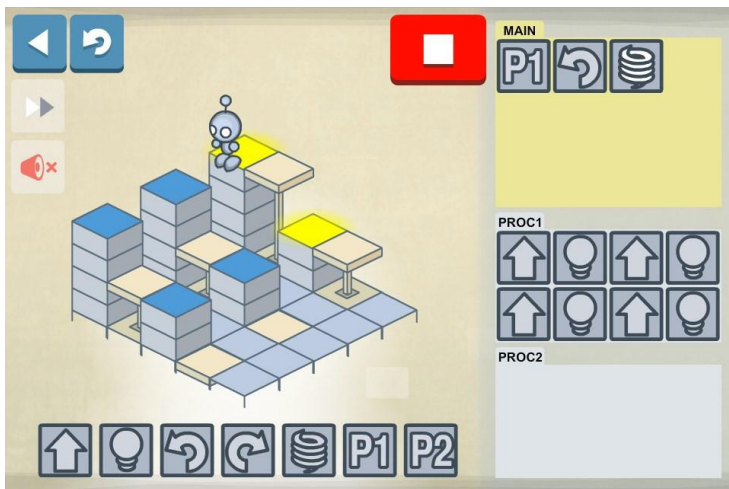




“Whatever you do, work at it with all your heart”



Key Knowledge

To know that

A repeat (nested) loop is a command that can be used to make a block of commands run a set number of times.

A procedure is a named piece of code that you can call over and over again.

Code can be typed.

A sprite is a character or object on the screen that can be moved and changed.

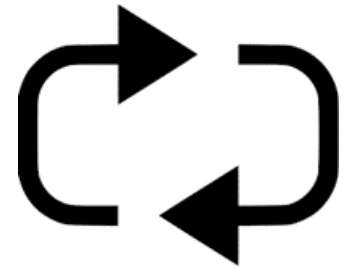

Using named procedures simplifies complex programs.

Some apps and games may request or take payment for additional content (e.g. in-app purchases, lootboxes)

It is important to seek permission from a trusted adult before purchasing additional content.

It is appropriate to use memes and emojis in informal communication.

Programming language includes abbreviations such as; fd 100, bk 50, rt 90, lt 45.



Key Vocabulary:

Behaviour - An action that a sprite performs continuously until it's told to stop.

Command - an instruction given to a computer to perform a specific task.

Sprite - A graphic on the screen with a location, size, and appearance.

Loop - The action of doing something over and over again.

Event - An event is an action that causes something to happen.

Permission - asking a trusted adult to do something

Repeat - do something again

Debugging - Finding and fixing errors in programs.

Bug - An error in a program that prevents the program from running as expected.

Procedure - a piece of code that you can call over and over again.

In-app purchase – paying for something whilst using an app

Emoji - an icon used to express an emotion.

Meme - an image or video which spreads rapidly online.

```
FD 100
LT 90
FD 50
RT 90
FD 40
RT 90
FD 100
RT 90
FD 50
```

